

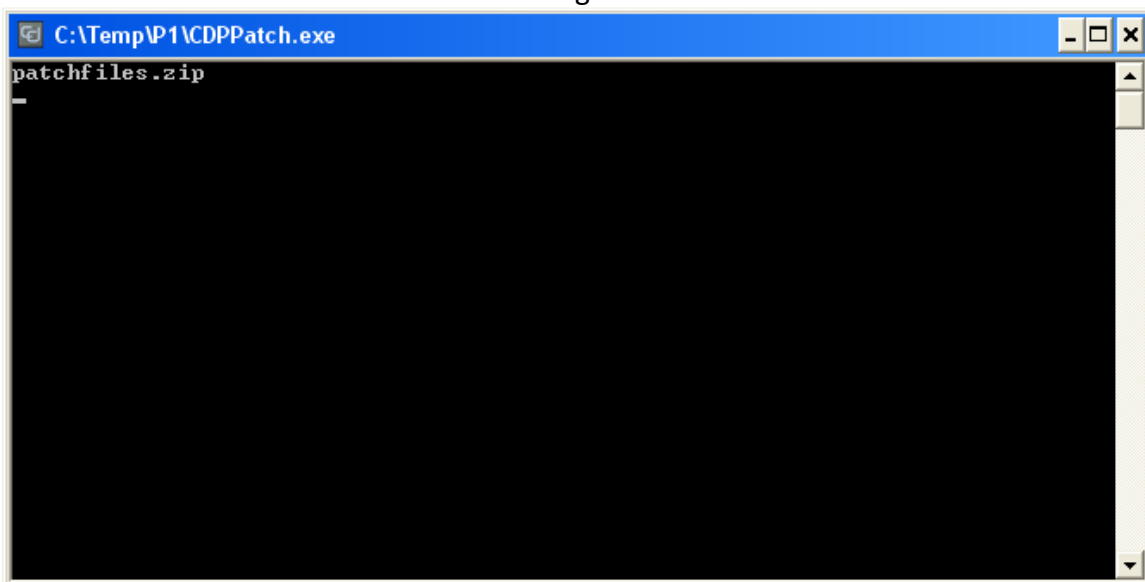
ColorDesigner PLUS Patches

Overview

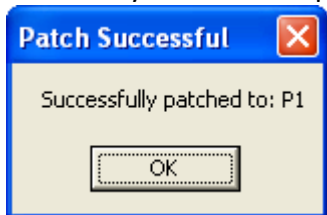
- ColorDesigner PLUS patches will be released as needed, when a bug fix cannot wait for the next full release of software.
- Each patch is applicable to a specific version of ColorDesigner PLUS. For example, a patch for ColorDesigner PLUS v1.0 is not applicable for v1.1. Each patch will install only on the ColorDesigner PLUS version for which it was designed.
- Patches for a given version of ColorDesigner PLUS are identified numerically, e.g. Patch 1, Patch 2, Patch 3.
- Patches are cumulative. This means that Patch 2 contains everything from Patch 1, plus additional fixes.

Patch Installation

1. Run CDPPatch.exe. You will see the following window:



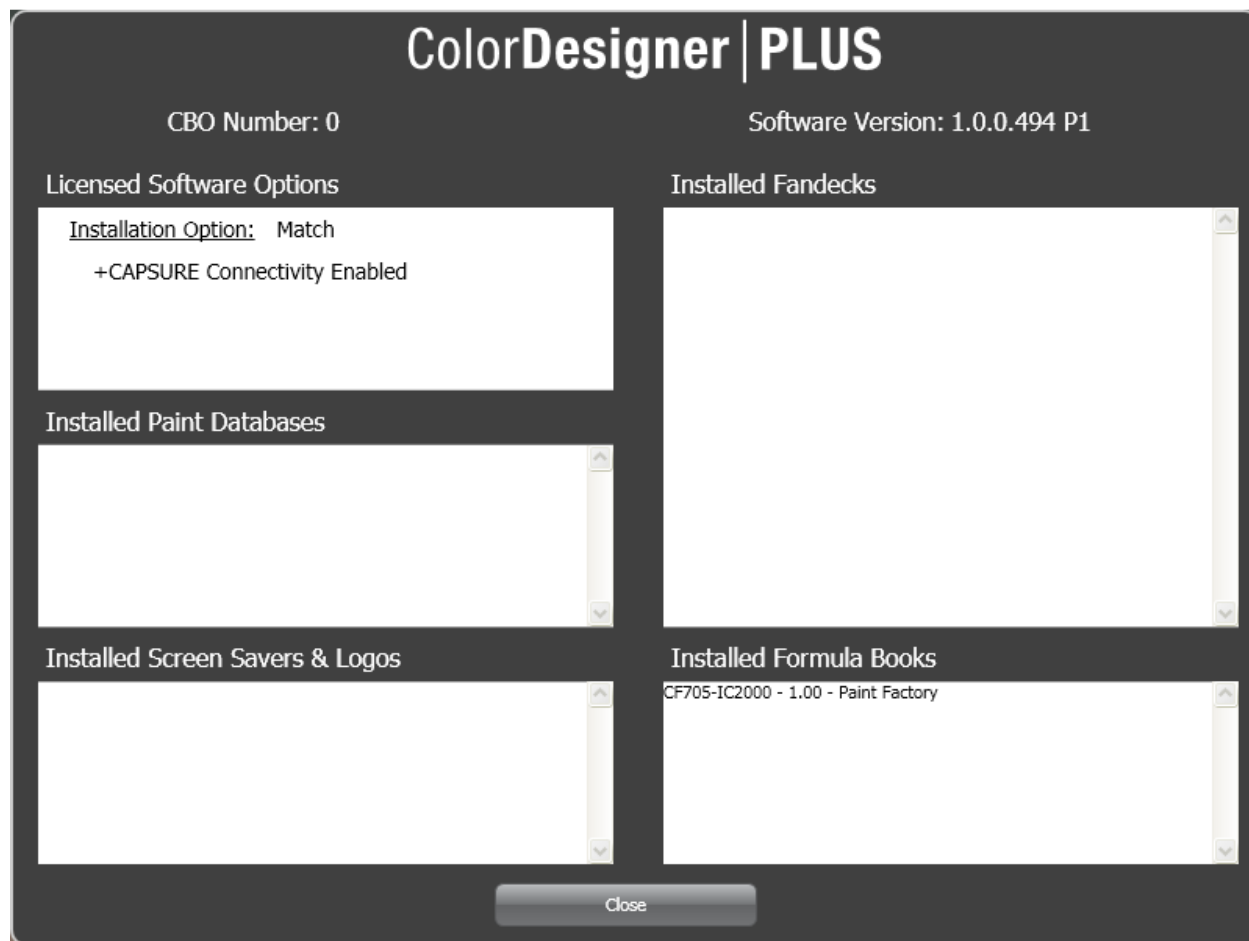
2. And then you will see a completion message:



Verifying the patch level of ColorDesigner PLUS

1. Open the **About** screen.
2. Look at the **Software Version**. The example below shows ColorDesigner version 1.0.0.494 at patch level 1. (Note the **P1** after the version.)

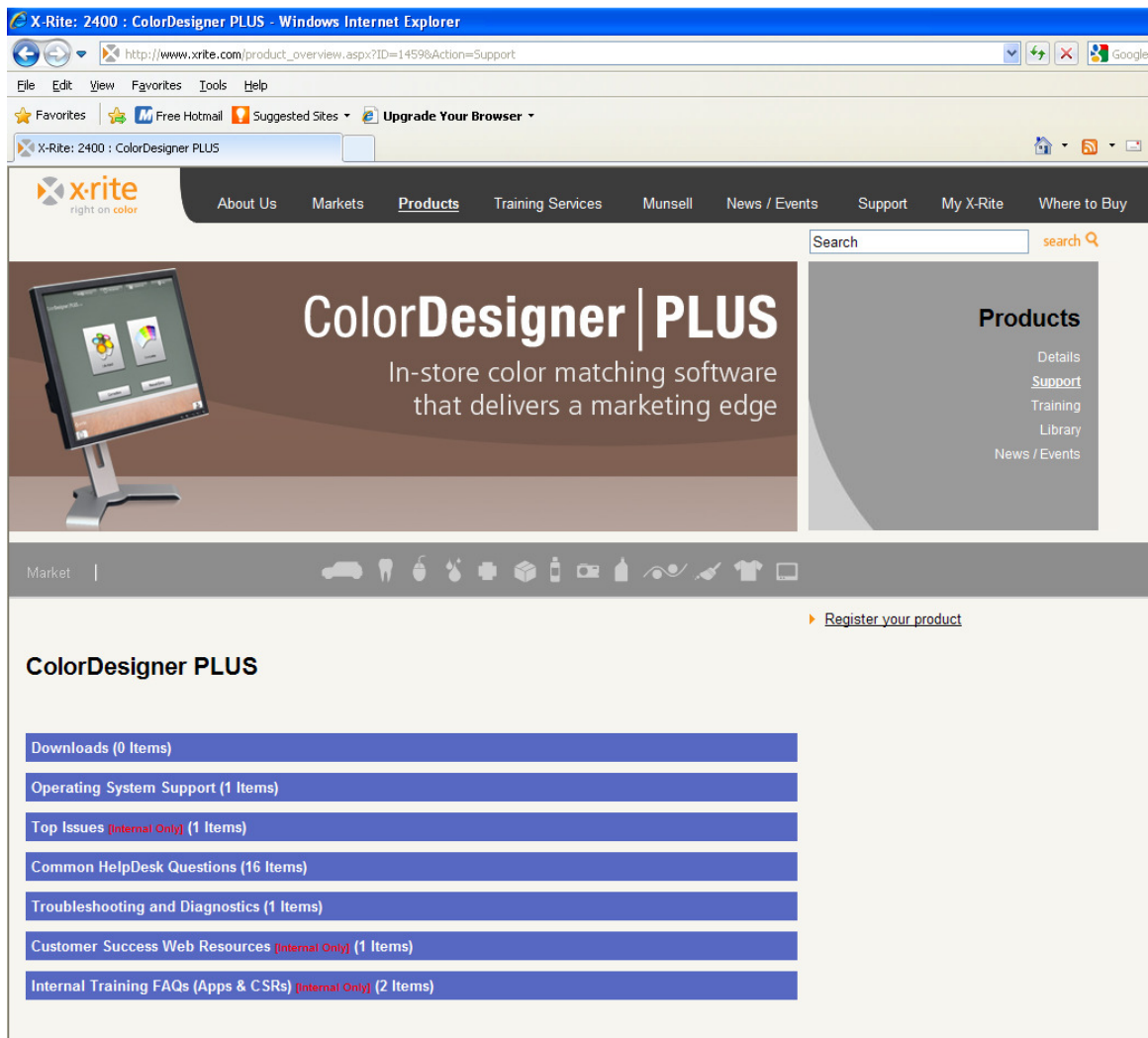
ColorDesigner PLUS Patches



Patch Distribution

1. The latest patch will be posted on the ColorDesigner product page the X-Rite web site. It will be posted to the **Downloads** section of the **Support** page.

ColorDesigner PLUS Patches



The screenshot shows the X-Rite website in Internet Explorer. The browser title is "X-Rite: 2400 : ColorDesigner PLUS - Windows Internet Explorer". The address bar shows the URL: http://www.xrite.com/product_overview.aspx?ID=1459&Action=Support. The website header includes the X-Rite logo and navigation links: About Us, Markets, **Products**, Training Services, Munsell, News / Events, Support, My X-Rite, and Where to Buy. A search bar is located in the top right corner. The main content area features a large banner for "ColorDesigner | PLUS" with the tagline "In-store color matching software that delivers a marketing edge". To the right of the banner is a "Products" sidebar with links for Details, Support, Training, Library, and News / Events. Below the banner is a "Market" section with various icons. A "Register your product" link is visible. The main content area is titled "ColorDesigner PLUS" and contains a list of support resources:

- Downloads (0 Items)
- Operating System Support (1 Items)
- Top Issues (Internal Only) (1 Items)
- Common HelpDesk Questions (16 Items)
- Troubleshooting and Diagnostics (1 Items)
- Customer Success Web Resources (Internal Only) (1 Items)
- Internal Training FAQs (Apps & CSRs) (Internal Only) (2 Items)

2. The latest patch will be included on the ColorDesigner PLUS application CD. The ColorDesigner PLUS installer will automatically install the patch. This means that turnkey systems will get the latest patch without any additional effort from Production. It also means that customers who order software only will get the patch without any additional effort.