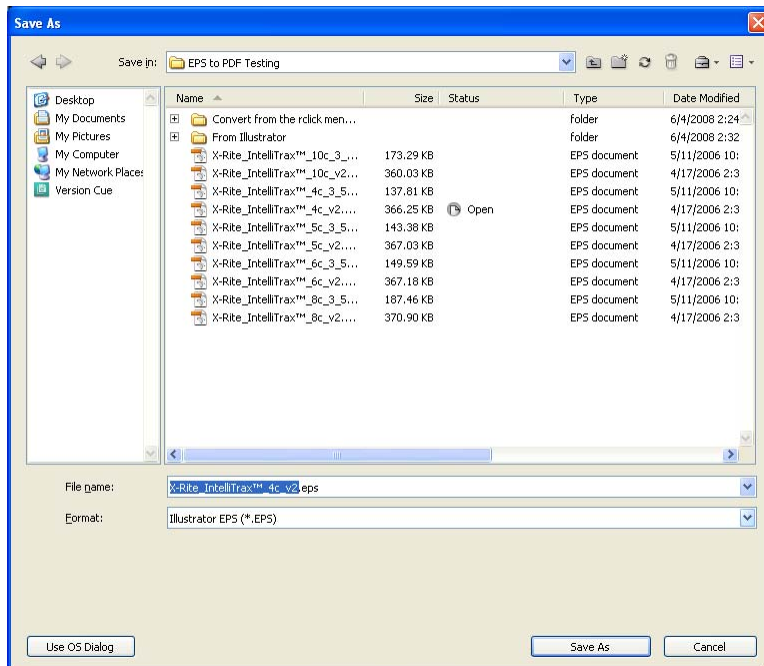


## Saving EPS files as a PDF

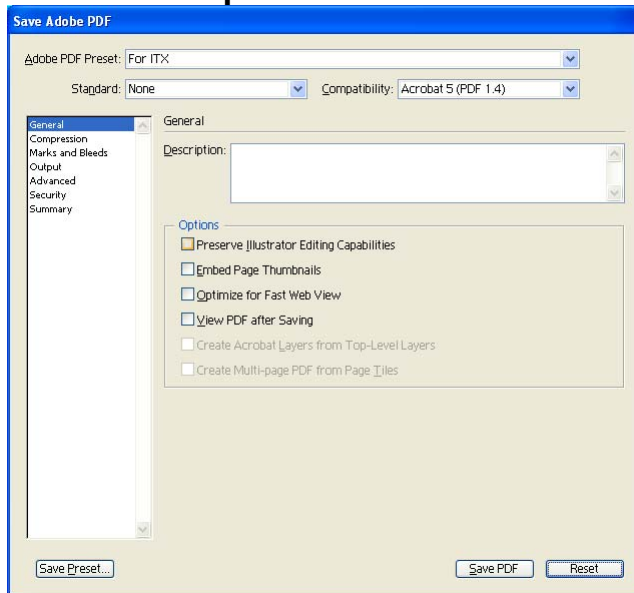
To save an EPS file as a PDF for importing into Intellitrax:

1. Open the EPS file in Adobe Illustrator CS3
2. Select File->Save As
3. Set the “Format” to be “Adobe PDF (\*.PDF)”



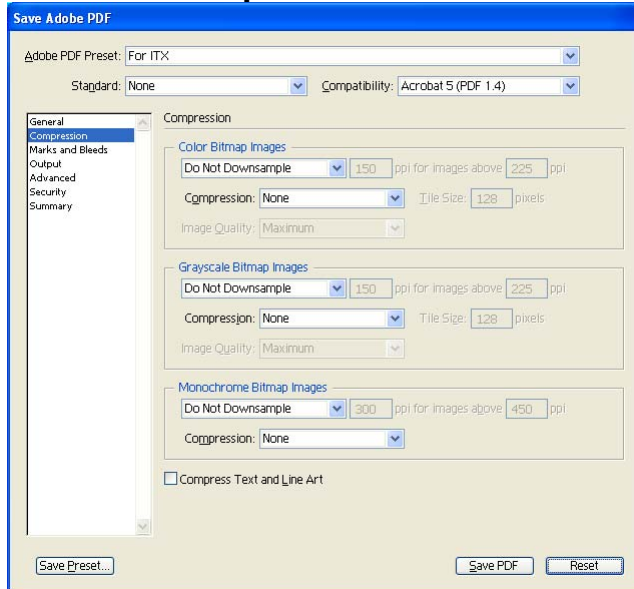
4. Click “Save As”

5. Turn Off all options on the “General” settings page:

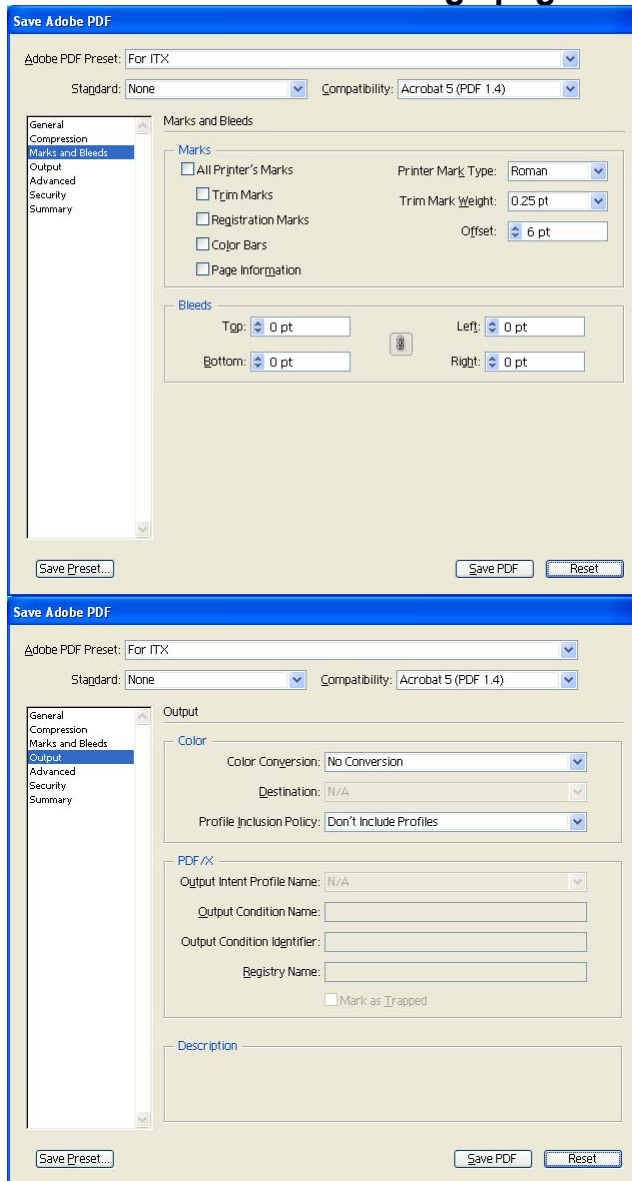


6. Set all “Compression” settings to “None” and

7. Turn off “Compress Text and Line Art”.



8. Ensure that all other settings pages are set as follows:



The image displays two screenshots of the 'Save Adobe PDF' dialog box, showing different tabs.

**Top Screenshot: Marks and Bleeds Tab**

- Adobe PDF Preset: For ITX
- Standard: None
- Compatibility: Acrobat 5 (PDF 1.4)
- General
- Compression
- Marks and Bleeds (Selected)
- Output
- Advanced
- Security
- Summary

**Marks and Bleeds Section:**

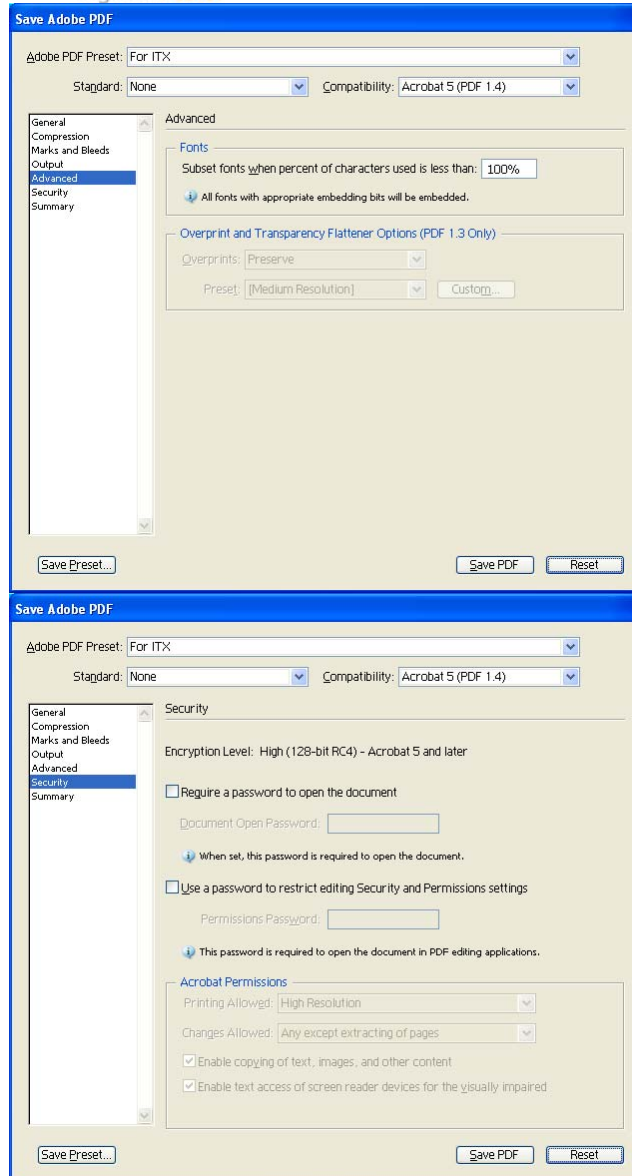
- Marks:**
  - All Printer's Marks (Printer Mark Type: Roman)
  - Trim Marks (Trim Mark Weight: 0.25 pt)
  - Registration Marks (Offset: 6 pt)
  - Color Bars
  - Page Information
- Bleeds:**
  - Top: 0 pt
  - Left: 0 pt
  - Bottom: 0 pt
  - Right: 0 pt

**Bottom Screenshot: Output Tab**

- Adobe PDF Preset: For ITX
- Standard: None
- Compatibility: Acrobat 5 (PDF 1.4)
- General
- Compression
- Marks and Bleeds
- Output (Selected)
- Advanced
- Security
- Summary

**Output Section:**

- Color:**
  - Color Conversion: No Conversion
  - Destination: N/A
  - Profile Inclusion Policy: Don't Include Profiles
- PDF/X:**
  - Output Intent Profile Name: N/A
  - Output Condition Name: [Empty]
  - Output Condition Identifier: [Empty]
  - Registry Name: [Empty]
  - Mark as Trapped
- Description:** [Empty]



## 9. The Summary will appear as follows:

Adobe PDF Preset: For ITX  
 Compatibility: Acrobat 5 (PDF 1.4)  
 Standard: None

### Description

#### General

Preserve Illustrator Editing Capabilities: Off  
 Embed Page Thumbnails: Off  
 Optimize for Fast Web View: Off



Create Multi-page PDF from Page Tiles: Off

### Compression

Color Bitmap Images:

No Sampling Change

Compression: None

Grayscale Bitmap Images:

No Sampling Change

Compression: None

Monochrome Bitmap Images:

No Sampling Change

Compression: None

Compress Text and Line Art: Off

### Marks and Bleeds

Trim Marks: Off

Registration Marks: Off

Color Bars: Off

Page Information: Off

Printer Mark Type: Roman

Trim Mark Weight: 0.25 pt

Offset from Artboard: 6 pt

Bleed Left: 0 pt

Bleed Bottom: 0 pt

Bleed Right: 0 pt

Bleed Top: 0 pt

### Output

Color:

Color Conversion: No Conversion

Profile Inclusion Policy: Don't Include Profiles

PDF/X:

Output Intent Profile Name:

N/A

N/A

N/A

Mark as Trapped: Off

### Advanced

Subset embedded fonts below: 100 %

### Security

Document Open Password: Off

Permissions Password: Off

Encryption Level: High (128-bit RC4) - Acrobat 5 and later